



HOW TO CLEAN FLEXI SOLDERING FRAMES



WHAT IS THE CUSTOMER'S STORY?

Our customer struggled to find a company, which would be able to find a solution to remove unknown contaminants from their Flexi soldering frames.

The production with the usage of Flexi soldering frames is very unique and technically challenging. The customer struggled to remove plastic contaminants, which were heavily baked to the frames. As we know, **we are the only company, which is able to provide a complete cleaning solution for such a specific request.**



WHAT WE TESTED?



First, we tested the cleaning ability of our cleaning agent **Decotron® ACW 117** at the customer, using their current **Sonix®** type of cleaning machine to remove unknown contaminants from the Flexi soldering frames.

The first testing was satisfying as the residues were completely removed from the frames. However, the cleaning process

took a longer time. Because of that, we decided to perform another test in our laboratory.

For the second test, we obtained four Flexi metal sheets, which our R&D team tested in a DEMO center. **We improved and customized Decotron® ACW 117** according to the customer's need and we chose **AirJet®** type of cleaning machine with **air-bubbling technology.**

Components Before Cleaning





COMPLETE CLEANING SOLUTION BY DCT



Technical data sheet

Water-based cleaning agent
Decotron® ACW 117



see our videoreport



Technical data sheet


Cleaning system **Airjet® 486 CRD**
with Air-bubbling technology




*Please note that the excellent results are achieved due to a **combination of Decotron® ACW 117 and air-bubbling technology / AirJet type of cleaning systems.***

Flexi Sheets

BEFORE Cleaning




AFTER Cleaning




Flexi Sheets

BEFORE Cleaning



AFTER Cleaning





RECOMMENDED CLEANING PROCESS

Cleaning machine: **AirJet® 486 CRD**

Technology: Air-bubbling

Cleaning: **Decotron® ACW 117** / 45°C
immersion overnight followed by 3–6 hours
of bubbling and manual removal with a brush

Rinsing: DI Water / 10 min / 45°C


Drying: hot air / 10 min / 80°C



*Increased temperature
is important for the
achievement of
brilliant cleaning results*

Flexi Soldering Frames

BEFORE Cleaning




AFTER Cleaning




Flexi Soldering Frames

BEFORE Cleaning



AFTER Cleaning





RECOMMENDED CLEANING AGENT



Decotron® ACW 117

Technical data sheet

- Water-based cleaning agent
- Determined to remove:
dust particles + grease from aluminium parts and polymer residues from flexible soldering frames
- May be used as rinsing agent after Proton® 703



25 L
Exp.: 02/2024
Batch number:
140E/19

DECOTRON®
ACW 117

www.dct.cleaning



RECOMMENDED CLEANING SYSTEM

AirJet® 486 CRD

with Air-bubbling technology

The customer tried to analyze the type of contaminants, however, they have found only superficial information that **the contaminants are plastics**. So the intensive testing in our laboratory was essential to find a functional solution.




Technical data sheet

It can be stated that the air-bubbling technology of our AirJet® 486 CRD with the usage of Decotron® ACW 117 is a key for such perfect cleaning results of Flexi soldering frames.



★★★ **REFLOW** and **SOLDERING PARTS** cleaning


BEFORE Cleaning




AFTER Cleaning

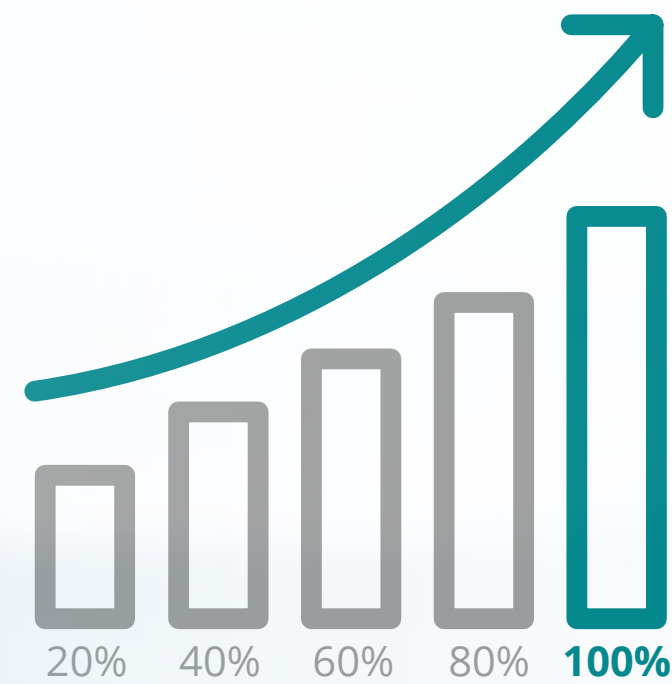


BEFORE Cleaning



AFTER Cleaning





TEST RESULTS

Success rate: 100%

The customer was extremely pleased we found a **functional solution for cleaning of Flexi soldering frames from unknown plastic residues**. As a result, they bought our complete cleaning solution. Due to our second laboratory testing, we were able to **shorten the cleaning time from 20 to 12 hours**. Moreover, we suppose with regular maintenance, the cleaning process will take even less time, and probably manual cleaning will not be necessary.